

MANILOADER

AS 50

- Buckets: 450 to 600 litres
- Engine power: 40 hp
- Hydrostatic transmission
- Fixed chassis/swinging arm
- Automatic locking of the rear axle oscillation
- Width 1.65 m

Swinging arm 180°



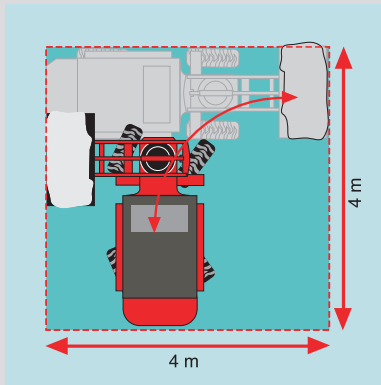
MANILOADER AS 50 : the compact solution

The AS 50 is by far the most compact and manoeuvrable of wheel loaders. Its swinging arm is ideally designed for work in the most restricted urban environments.

The compact solution

A 'made-to-measure' loader for working in restricted sites.

The exceptional dimensions of the AS 50 (1.65 m wide) together with the manoeuvrability of its four-wheel steering enable it to work in an area of only 16 m².



A loader with a difference

The pivoting arm brings a new dimension of work to this 40 hp loader !

The AS 50 copes perfectly with jobs like picking up bulk materials, loading lorries and delivering to building sites, but it can also be fitted with forks, a road sweeper or any other attachment, thanks to its hydraulic quick-coupling system.

Comfortable and labour-saving to drive...

The AS 50 cab, accessible from either side, is comfortable and spacious.

The major functions :
lifting and lowering – tilting and dumping –
reversing – choice of working gears or
road gears – are all selected on a single
joystick to the right of the operator.



ENGINE

Oil/air -cooled DEUTZ Diesel Engine,
3 cylinders turbo, 4-stroke, direct injection

Type	F 3L	1011F
Power at 2,500 rpm according to ISO 9249	29	kW (40 HP)
Max. torque at 1,900 rpm according to ISO 9249	118	Nm
Fuel consumption at max. torque	226	g/kWh
	166	g/HPh

Air filter aspiration 2 levels (safety cartridge)

Electrics :		
Voltage	12	V
Battery	66	Ah
Alternator output	840 W	60 AT
Starter	(3 HP)	2.2 kW

TRANSMISSION

Load-adjusting hydrostatic transmission with two gears giving maximum pushing force, switchable while under load - 4-wheel drive
4-wheel steering.
Multifunction joystick and forward/reverse lever.

Axles :		planetary axles
Steering :		4-wheel steering
Oscillation :		on rear axle
Differential :	automatic self locking differential in the front axle	
Locking value :		45%

Tyres :	standard	335/80 R18
	Option	15.5/55 R18

Travel speed :	standard	0-20 km/h
	Option	0-30 Km/h

Working speed :		0-5 km/h
-----------------	--	----------

Gradeability :		60 %
Ground clearance at differential :		310 mm

DESIGN

- Chassis :**
- rigid chassis concept (stability guaranteed) in high quality steel, welded.
 - Automatic rear axle oscillation locking from 30° of rotation of the arm.
 - Constant arm rotation speed
 - Ring gear wheel with internal cogs
 - P-bar linkage: lifting 100% parallel
 - Bucket automatically returns to the working position

Cab : comfortable, fully suspended
(mounted on 4 silent-blocs)

Noise level cab (dynam.) :	78 dB (AT)
Sound level ext. max. (dynam.) :	96 dB (AT)

STEERING

Oscillation angle	2 x 10°
Steering angle	35°
Outside turning radius	R = 2770 mm

BREAKING SYSTEM

Service brake : multi-disc brake (oil immersed), operated hydraulically on the front axle and acting on all 4 wheels by the transmission

“Inching” function on service brake

Parking brake : mechanically-controlled brake acting on the distribution gear

HYDRAULICS

Double hydraulic system :
1st system : lifting/lowering, tilting/dumping attachment controls, and steering (via priority valve) by 4-way hydraulic distributor with pressure control valves on outlets
Hydraulically assisted steering and joystick controls

Flow and pressure max.
At 2.500 rpm : 40 l /min & 230 bar

2nd circuit : swinging controls; single hydraulic distributor with pressure controls on outlets.

Flow and pressure max.
At 2.500 rpm : 20 l /min & 200 bar

Floating position on loader arm.

Cylinders :	2 lift cylinders	ø 70 mm
	1 dumping cylinder	ø 70 mm
	2 swinging cylinders	ø 80 mm

Cycle times according to DIN ISO 7131 :	
Lifting (with load)	5.5 s
Lowering (without load)	3.5 s
Dumping 90°	3.5 s
Tilting 45°	2,2 s
Swinging 90°	3,5 s

FILLING CAPACITIES

Fuel tank	45 l
Hydraulic circuit including tank	60 l

PERFORMANCE

Digging depth (standard bucket) 100 mm

Tilting angle	45°
Dumping high	46°
Dumping max.	105°

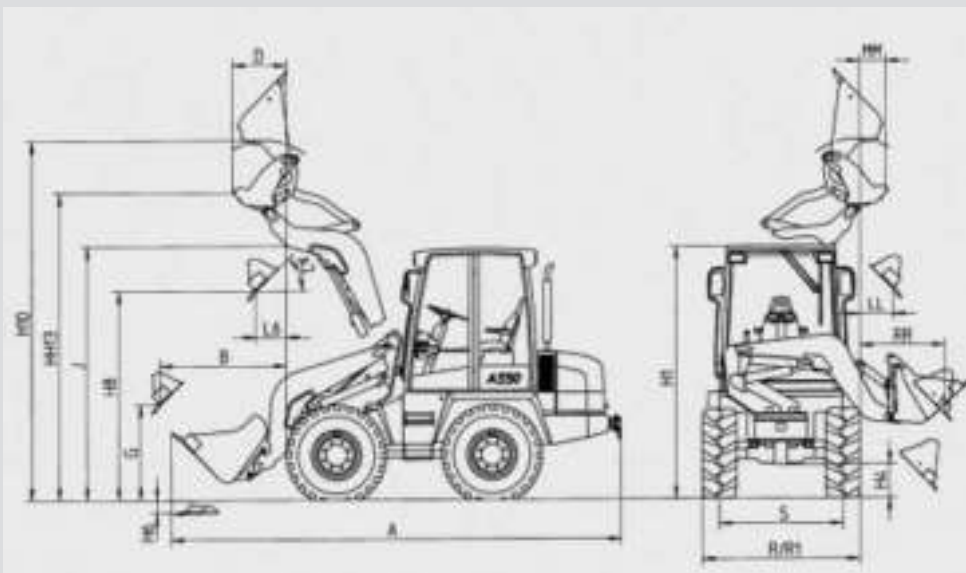
AS 50

AS 50

TECHNICAL CHARACTERISTICS

CHARACTERISTICS WITH 15.5/55 R18 TYRES		STANDARD BUCKET	4-IN-1 BUCKET	LIGHT MATERIALS BUCKET
Volume according to DIN ISO 7546	m ³	0,5	0,45	0,6
Density according ISO 8313	t/m ³	1,55	1,8	1,25
Tipping load in line according to ISO 8313	kg	2020	2000	1980
Tipping load in swung position according to ISO 8313	kg	1620	1640	1570
Max. lifting force according to ISO 8313	daN	2400	2400	2400
Pushing force	kN	25	25	25
Breakout force according to ISO 8313	daN	3500	3720	3030
Width of the bucket	mm	1650	1650	1650
Dumping height under bucket (H8)	mm	2490	2470	2460
Reach at max. height (L6)	mm	385	330	405
Maximum reach (B)	mm	1355	1305	1375
Permitted load – front axle	kg	2200	2200	2200
Permitted load – rear axle	kg	3000	3000	3000
Tilting angle	°	45	45	45
Dumping angle at max. height	°	46	46	46
Operating weight with standard bucket	kg	3830	3970	3840

DIAGRAMS



	Standard Bucket	4-in-1 Bucket
Volume :	0,5 m ³	0,45 m ³
A	4865	4820
A2	46°	46°
B	1355	1305
D		340
G	810	825
H1	2550	2550
H4	320	320
H6	100	85
H8	2490	2470
H10	3775	4425
HH13		3910
J	3030	3030
LL	190	135
L6	385	330
MM		140
R	1650	1650
R1	1620	1620
RR	1000	950
S	1270	1270


Dimensions of machine (in mm)	AS 50
Height	2550
Width to tyres	1620
Width to standard bucket	1650
Wheelbase	1600
Length with standard bucket	4865

An **EXCLUSIVE** concept : 180° swinging arm

The rigid solid bloc chassis in high quality steel gives the AS 50 exemplary stability in all configurations.

The turret is fixed on the front of the chassis on an internally-toothed gear wheel.

A double chain driven by two swinging cylinders rotates the turret on the front of the chassis at constant speed



The rotating turret allows the arm of the loader to be swung through 90° left or right.

Synchronised swinging cylinders give exceptional speed of execution, and guarantee precise rotatory movement.

The pivoting is powered by a dedicated hydraulic pump, which means that movements can be carried out simultaneously, improving cycle times.

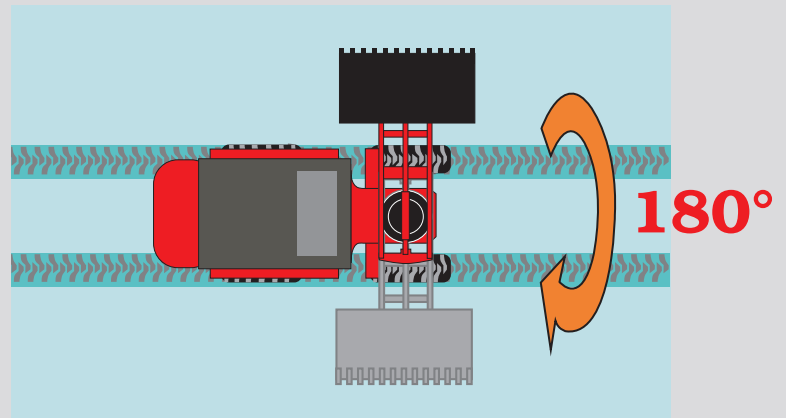
Complete safety

The rotation is performed in complete safety for the operator and for the load. The rear axle is fitted with cylinders to prevent oscillation.

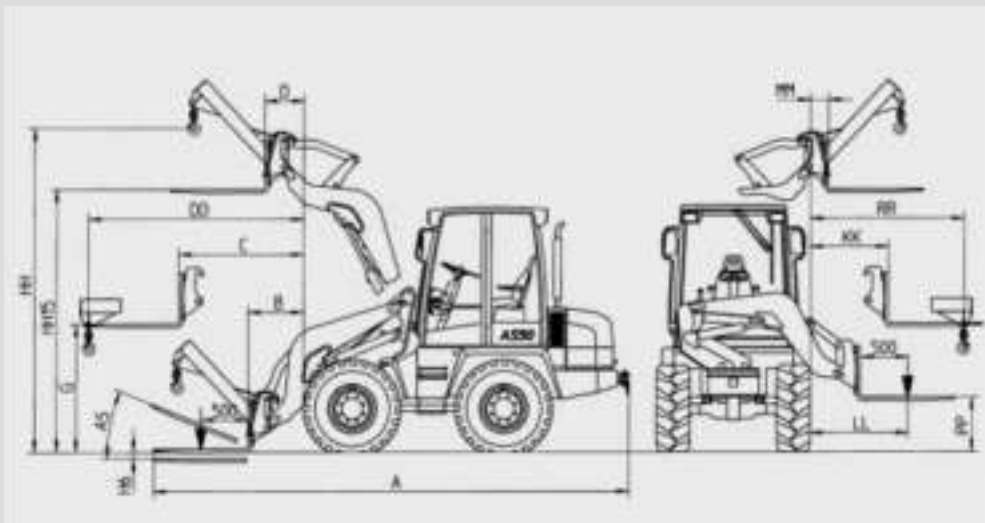
For an angle of rotation of 30° or more, the oscillation of the rear axle is locked automatically, to ensure stability.

The chain that drives the pivoting turret is held under constant tension

by the pump's booster pressure to prevent any play in the turret.



AS 50 : swing to win !



A	5280
A5	21°
B	705
C	1155
D	160
DD	1770
G	1265
HH	3510
H6	85
HH15	2940
KK	815
LL	1155
MM	50
PP	510
RR	1410

		AS 50
Payload on forks according to ISO 8313 (in front position)	Flat terrain	1400 kg
	Uneven terrain	1050 kg
Payload on forks according to ISO 8313 (in swung position)**	Flat terrain	1060 kg
	Uneven terrain	800 kg
Payload on forks according to ISO 8313 (in swung position)*	Flat terrain	1600 kg
	Uneven terrain	1200 kg

* Fork 150 mm from the ground
 ** With handling kit

STANDARD EQUIPMENT


Comfortable ROPS cab with 2 doors – Adjustable driver's seat – Tinted windows – Front and rear windscreen wipers / washers – Sun visor – Rear windscreen de-icer – Cut-off switch in the cab – Modular dashboard – Servo controlled joystick operation + hydraulically operated and electrically secured quick change device – Floating position of the arm – Warning lights – Seat belt – Storage net – Lighting – 3-position heating/air conditioning (external air filter) – Mug holder – Radio installation facility – 1 interior rear-view mirror + 2 exterior – 12V socket in the cab – 2 driving lights mounted on the front and 2 working lights mounted on the rear of the cab – rotating beacon – Reversing lights, indicators and stop lights – reverse alarm – Tool kit – Auxiliary hydraulic circuit – Bucket position indicator – Towing device.

LIST OF OPTIONS

30 kph version – 15.5/55 R18 tyres – Radio – Anti-theft system (transponder or digicode) – Direct return line – Loader arm suspension – Permanent power to the attachment circuit for road sweeper – Safety valves on lifting and crowding cylinders – 2 working lights on the arm.

ATTACHMENTS

- Buckets
- 4-in-1 buckets
- Grab fork
- Lifting jib
- Road sweeper
- Hydraulic hammer
- Forks
- Grab bucket
- etc.



Technical specifications without commitment. We reserve the right to make modifications.



269/07/2003



MANITOU B.F. S.A.
 B.P.249 - 44158 ANCENIS CEDEX - FRANCE
 TEL : 33 2 40 09 10 11
 EXPORT DEPARTMENT FAX : 33 2 40 09 10 97
 www.manitou.com